

## A REVIEW ON EARTHQUAKE RESISTANT CONSTRUCTION TECHNIQUES

Veer Singh Dahiya<sup>1</sup>, Ravinder Panwar<sup>2</sup>, Refaz ur Rehman<sup>3</sup>

<sup>1</sup>M.Tech Scholar, Department of Civil Engineering GITAM Kablana Jhajjar, India.

<sup>2</sup>Assistant Professor, Department of Civil Engineering GITAM Kablana Jhajjar, India.

<sup>3</sup>Assistant Professor, Department of Civil Engineering GITAM Kablana Jhajjar, India.

### ABSTRACT

In order to make structures earthquake-resistant, this article reviews two worldwide retrofitting techniques: the base isolation approach and the Tuned Mass Damper. Both structures' characteristics are emphasized. The goal of the retrofitting procedure is to strengthen the structure's lateral strength as well as its strength and ductility. One of nature's greatest threats to human life and property on our planet since antiquity, earthquakes are one of nature's most notable dangers. This structure's design is based on factors including ductility, deformation capacity, strength, and deflection rate. This essay reviews the Base Isolation and Tuned Mass Damper methods used in the construction of earthquake-resistant buildings. Under this research, the principles and applications of various methodologies will be addressed. This research will add to the body of theoretical knowledge.

**KEYWORDS:** Earthquake, Earthquake Resistant structure, Base isolation, Tuned mass Damper.

### 1. INTRODUCTION

One of nature's most damaging risks is earthquakes. The ground moves abruptly and briefly during an earthquake as a consequence of the release of elastic energy within a short period of time. The event's effects are particularly traumatic since they are widespread, unforeseen, and abrupt. They may result in significant loss of life and property and interrupt vital services like transportation and water delivery. Villages, towns, and cities are not destroyed, but the aftermath causes the country's economic and social structure to become unstable. An earthquake is a quick rolling or shaking event that occurs under the surface of the earth as a consequence of a sudden release of energy in the crust of the earth, which causes seismic waves. Seismometer readings are used to determine the magnitude of earthquakes. Structures built to withstand earthquakes are said to be earthquake-resistant. The aim of earthquake resistant construction is to create structures that perform better during seismic activity than their conventional equivalents, even though no structure can be completely immune to earthquake damage.

There are several ways to withstand earthquakes, but they are often expensive and rarely utilized by regular people. In this post, we'll go over four ways for creating structures that are resistant to earthquakes, reducing the damage that an earthquake will do to both the structure and the building. These are Bands, Tuned Mass Damper, Hollow Foundation, and Base Isolation. Base isolation is a technique that involves introducing a suspension between the base and the construction. By incorporating a system that will allow the building to stay in the air, the structure above the ground that is most impacted by an earthquake is protected from the impacts of the seismic forces. Base isolation is an idea that is simple to comprehend. It makes sense if you consider how unaffected a bird is when soaring during an earthquake. Simply put, a building will not be affected by ground movement if it is floating on its foundation. Instead than boosting capacity, base isolation is meant to lower seismic demand. It is difficult to control ground motion, but we may change the demand on a building by stopping or lowering the movements that are communicated to the structure from foundations. In order to stop vibration-induced discomfort, damage, or outright structural collapse, structures are fitted with tuned mass dampers. They are used in tall buildings to stop structures from collapsing during earthquakes. They are sometimes referred to as harmonic absorbers or active mass dampers (AMD).

### OBJECTIVES OF THE STUDY

This study is exploratory in nature and is based on secondary data. This study's primary goal is to comprehend the fundamental idea underlying earthquakes. The experts conducting this investigation will identify methods of earthquake-resistant building. Our study focuses on the Base Isolation Method and Tuned Mass Dampers as two techniques for developing earthquake-resistant structures. Under the research, their impacts on the situation of today will be determined.

### 2. LITERATURE REVIEW

Igusa and Xu (1994) investigated how well multiple tuned mass dampers with natural frequency dispersed across a certain frequency range might control vibration in buildings that were receiving broad band input. Calculus of Variations was used to optimize the TMDS design while keeping the overall mass under control. Results demonstrated

that in terms of vibration mitigation of the main structure, several TMDs with the best design are more resilient than a single TMD with an equivalent overall mass. The analytical model for TMDs' ability to regulate vibration was created by Hartog, D. (1940). Later, he improved the TMDs parameter for broad band input and harmonic excitations. The primary disadvantage of a single TMD is that it is sensitive to errors in the natural frequency of the structure and the tuned mass damper's damping ratio. Mistuning considerably lowers a tuned mass damper's efficacy. As a consequence, many TMDs with various dynamic properties have been suggested to increase efficacy. Clark (1988) investigated the process for creating several tuned mass dampers to lessen building reaction. Den Hartog's work was expanded from a single degree of freedom system to a multiple degrees of freedom system as the basis for the technique.

By employing streamlined linear mathematical models and design techniques under the 1940 El Centro seismic excitation, a structure's motion was significantly reduced. Devi. S (2006) preparing and Large displacements often occur in isolated buildings, hence efforts are undertaken to add energy scattering or damping to the isolation approach to lessen motions. The seismic isolators' displacements are decreased by the addition of dampening to the isolation systems. Discrete isolators selected for their dynamic qualities to isolate ground motion are to sustain the whole superstructure. In their study, Joshi and Jangid (1997) examined the effectiveness of multiple tuned mass dampers (MTMD) that were best constructed for lowering the dynamic response of a base stimulated structure in a specific mode of vibration. White noise random process was used to mimic the base excitation. Based on minimizing the root mean square (r.m.s.) displacement of the main structure, the damping ratio, tuning frequency ratio, and frequency bandwidth of the MTMD system were optimized.

The optimal MTMD system parameters were determined by analyzing the stationary response of the MTMD-equipped structure. Conclusion: For the same mass ratio, the optimally designed MTMD system is more effective at controlling vibration than a single tuned mass damper. The optimal damping ratio of either the single TMD or the MTMD system is not significantly influenced by the damping of the main system, and similarly, the optimal tuning frequency and effectiveness of the MTMD system are not significantly influenced by the number of TMDs. In his study, Jangid (1999) used a numerical searching approach to explore the ideal Multiple Tuned Mass Dampers (MTMD) parameters for an undamped system under harmonic base excitation. The minimization of the primary system's steady-state displacement response served as the criterion for optimality. The formulas for the ideal MTMD parameters (i.e., damping ratio, bandwidth, and tuning frequency) were discovered using the curve fitting approach and may now be used to engineering applications. For various mass ratios and damper counts, the ideal MTMD system parameters were computed. According to the results of the numerical study, the ideal damping ratio of the MTMD system decreases as the number of MTMD rises while increasing as the mass ratio rises, the ideal bandwidth of the MTMD system increases as the mass and number of MTMD rise, and the ideal tuning frequency rises as the number of MTMD rises while decreasing as the mass ratio rises. Christoph Adam and others. (2010) Structures that are susceptible to earthquake-excited vibration are represented as elastic single-degree-of-freedom oscillators with a single TMD. Response reduction coefficients, which are derived from the ratio of the structural response with and without the TMD attached, are used to evaluate the TMD performance. The dynamic response of seismically stimulated structures with minimal structural dampening is shown to be effectively decreased by TMDs. 40 conventional ground vibrations that were recorded serve as the foundation for the study. According to the findings, using Tuned Mass Dampers (TMDs) with mass ratios between 2% and 8% is a suitable step to lessen the dynamic response of buildings exposed to common seismic ground movements. It applies to both rigid and flexible structures. The early structural dampening of the vibrating structure causes a reduction in the seismic efficiency of a TMD that has been adjusted to perfection. Under the supposition of white noise base acceleration, the optimum tuning of the TMD parameters is sufficiently precise. The TMD's seismic performance is resilient to the viscous element's mistuning. For the TMD to work well, the natural frequency must be precisely tuned.

### 3. METHODOLOGY

#### Earthquake Resistant Structure

##### Base Isolation Method

According to Mazza, F. and Vulcano, A. (2004), base-isolation methods are particularly successful for both seismic retrofitting and seismic protection of new framed structures. Many nations with a high seismic danger (such as the United States, Japan, and New Zealand) have produced design standards, and recently, appropriate code requirements have been written also in Europe. (Eurocode 8). However, even base-isolated buildings built in accordance with modern seismic regulations may have unanticipated structural damages during near-fault ground vibrations. The goal of this research is to alter the structure's reaction such that movement of the ground below may occur with little to no

or no transmission of motion to the structure above. Only in an ideal system is a full separation feasible. In the actual world, a vertical support is required to transmit vertical loads to the base. For durations between zero and infinity, the maximum acceleration and displacements are a function of the earthquake. Although relative displacements may not reach peak ground displacements, there may be a range of times during earthquakes when acceleration in the building will be raised above maximum ground acceleration. The best way to do this is by base isolation, which reduces the transmission of motion and limits building displacement. Buildings that adopt the Base Isolation approach in their design are better able to withstand the impacts of earthquakes. (following image is designed in Solid Works software, with elastomers rubber bearings). Due to the suspension that is created between the building and its base, this home will be least damaged by an earthquake. This method's key characteristics are: This technique decreased the seismic demand on the structure, lowering the cost of the construction in the process. This technique aids in reducing earthquake-related displacements. It raises the structural safety bar. It assists in minimizing earthquake-related damage. This aids in keeping the structure operating well after an incident. It aids in improving a structure's performance under seismic stresses. Another benefit of the base isolation strategy is the preservation of property.

### Principle of Base Isolation Method

T. Subramani Themain claims that the goal of the base isolation approach is to change how the structure reacts such that the ground underneath it shakes without transferring the movements to the building. There should be zero relative displacement between the structure and the ground when the earth trembles because the acceleration caused in the structure must equalize to the ground acceleration. This technique's primary goals are to boost the structure's lateral strength and ductility. This approach is largely shown to be effective for the foundation-only protection of ancient structures with a limited seismic resistance in the superstructure. The building must be able to move away from the ground by at least 100mm thanks to the base isolation mechanism. Install the isolators for basements at the top, bottom, or midpoint of the basement columns and walls. The goal of this research is to alter the structure's reaction such that movement of the ground below may occur with little to no or no transmission of motion to the structure above. Only in an ideal system is a full separation feasible. In the actual world, a vertical support is required to transmit vertical loads.




Figure -1,

(A house which is designed with Base Isolation method, which is help to protect the building by the affect of earthquake .This image is designed in Solid Works software , elastomers rubber bearings)

One of the earthquake-prone regions' most extensively used retrofitting strategies is base isolation. A novel strategy that isolates the building from the destructive impact of the ground motion is known as seismic isolation or base isolation. An isolation system may also be used to offer extra energy dissipation methods. The building can react to earthquakes more quickly and effectively thanks to the isolators. It is a potent and comparatively less expensive technique for building earthquake rehabilitation. Adding bracings, wing wall buttresses, shear walls, base isolation, etc. are only a few retrofitting techniques that may be used to make a building safe against earthquake force. The base isolation approach is now in use on a global scale. By reducing shear, it provides superior protection against earthquakes. The superstructure doesn't need to be reinforced, and only little temporary work is needed. Not all structures are appropriate for base isolation. Base isolation is acceptable for low to medium rise structures supported by firm soil, according to IS:4326-1993. Soft-soil-supported structures are not suited for base isolation. There are four different forms of base isolation.

### Elastomeric Rubber Bearings

horizontal layers of synthetic or natural rubber bonded in thin layers between steel plates to make bearings. High vertical loads may be supported by these bearings with very little deformations. In the face of lateral stresses, these bearings are adaptable. The rubber layers are kept from sagging by steel plates. Plain elastomeric bearings do not provide much damping, thus lead cores are supplied to boost damping capacity. They often have a soft horizontal side and a firm vertical side.

### Roller and Ball Bearings

For isolation applications in machinery isolation, roller and ball bearing are used. It includes cylindrical rollers and balls. It is sufficient to resist service movements and damping depending on the material used.

### Springs

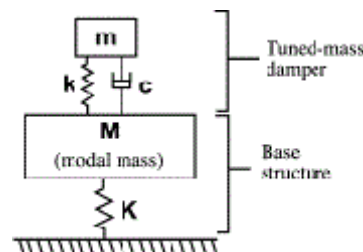
Steel springs are most likely used in mechanical applications as in roller bearings. It is not adopted in structural applications because it is flexible in both vertical and horizontal directions. This will increase service deflections.

### Sliding Bearing

Sliding systems with a predefined coefficient of friction can provide base isolation by limiting acceleration and forces that are transferred. Sliders are capable of providing resistance under service Flexibility and Damping are the two major components of base isolation system. Flexibility of the isolation has predominant effect in response modification. Viscous dampers or Hysteretic dampers are often provided to enhance isolation. Response reduction using dampers is independent of the structure stiffness conditions, flexibility and force-displacements by sliding movement. Shaped or spherical sliders are often preferred over flat sliding systems because of their restoring effect. Flat sliders provide no restoring force and there are possibilities of displacement with aftershocks.

### TUNED MASS DAMPERS METHOD

A tuned mass damper is a device mounted in structures to prevent discomfort, damage, or outright structural failure caused by vibration. They are used in high rise buildings to prevent failure of buildings during earthquakes. They are also known as an active mass damper (AMD) or harmonic absorber. A **tuned mass damper (TMD)** consists of a mass ( $m$ ), a spring ( $k$ ), and a damping device ( $c$ ), which dissipates the energy created by the motion of the mass



(usually in a form of heat). In this figure,  $M$  is the structure to which the damper would be attached.

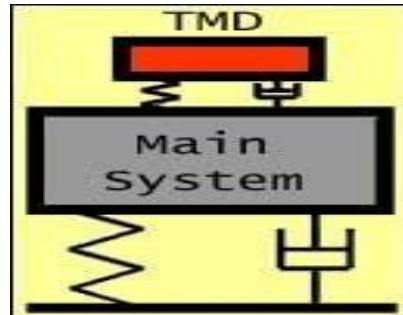
(Figure- 2) TMD and Structure

We are aware that  $F = ma$  and  $a = F/m$  thanks to the rules of physics. This implies that acceleration is required whenever an external force—such as wind blowing on a building—is applied to a system. As a result, the inhabitants of the tower would experience this acceleration. In buildings where the horizontal deflections from the wind's power are felt the most, tuned mass dampers are installed to make the inhabitants more comfortable by essentially making the building stand relatively still. Through the use of the spring, the building starts to oscillate or sway, which starts the TMD in motion. As the structure is pushed to the right, the TMD also pushes it to the left. To maintain the building's horizontal displacement at or close to zero, the frequencies and amplitudes of the TMD and the structure should ideally be almost identical. This will ensure that EVERY time the wind pushes the building, the TMD pushes it back in the opposite direction. The TMD would provide pushes that were out of phase with the pushes from the wind if their frequencies were considerably different, but the motion of the structure would still be unpleasant for the inhabitants. For instance, the TMD would provide pushes that were synchronized with the pushes from the wind but not nearly the same magnitude, and the building would still suffer excessive motion if their amplitudes were noticeably different. The mass ratio (of the TMD to the structure itself), the frequency ratio (which should be equal to one), and the damping ratio of the TMD are all factors that affect a TMD's efficacy. (how well the damping device dissipates energy). Slender tall buildings (chimneys, high skyscrapers) and wide span structures (bridges, spectator stands, huge staircases, stadium roofs) have a tendency to quickly excite to high vibration amplitudes in one of their fundamental mode forms, for example by wind or marching and leaping people. Due to its size and minimal damping, this sort of construction often has low natural frequencies. These vibrations may be greatly reduced using GERB Tuned Mass Dampers (TMD).



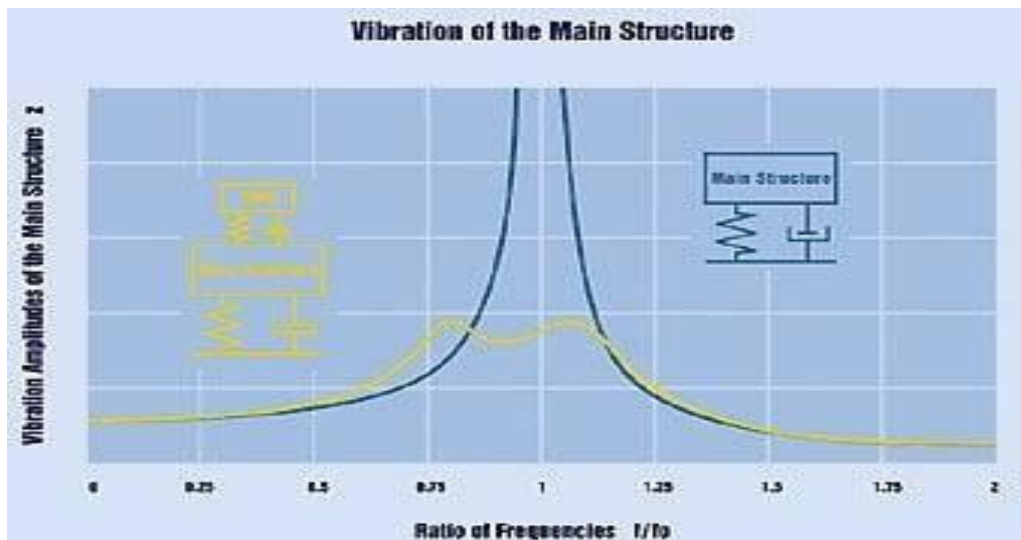
The Tuned Mass Damper may consist of:

- Spring
- Oscillating Mass
- Viscodamper



(Figure -3, Tuned Mass Damper)

It may be designed as a pendulum, also in combination with a Viscodamper. Each TMD is tuned exactly to the structure and a certain natural frequency of it. Such TMD have been designed and built with an oscillating mass of 40 to 10.000 kg (90 to 22.000 lbs) and natural frequencies from 0.3 to 30 Hz. Vertical TMD are typically a combination of coil springs and Viscodampers, while in case of horizontal and torsional excitation in the corresponding horizontal TMD the coil springs are replaced by leaf springs or pendulum suspensions.



(Figure-4, Amplitude – Frequency response of a low damped system without (blue) and with (yellow) tuned mass damper )

Tuned mass dampers are mainly used in the following applications:

- Tall and slender free-standing structures (bridges, pylons of bridges, chimneys, TV towers) which tend to be excited dangerously in one of their mode shapes by wind,
- Stairs, spectator stands, pedestrian bridges excited by marching or jumping people. These vibrations are usually not dangerous for the structure itself, but may become very unpleasant for the people,
- Steel structures like factory floors excited in one of their natural frequencies by machines , such as screens, centrifuges, fans etc.,
- Ships excited in one of their natural frequencies by the main engines or even by ship motion.

Tuned Mass Dampers may be already part of the structure's original design or may be designed and installed later.

**Tuned Mass damper** A large mass or a large space is needed for their installation. The effectiveness of a tuned mass dampers considered constrained by the maximum weight that can be practically placed on top of the structure, plastic deformation of the spring, exceeding the limit of deformation.

#### Passive Control Devices

A passive control device is one that uses the motion of the structure to generate forces at its position. A passive control

device decreases the energy dissipation demand on the structure by absorbing part of the input energy via the forces created. (Soong and Dargush 1997). The structural system cannot thus gain energy from a passive control device. A passive control device doesn't need an external power source, either. Base isolation, tuned mass dampers (TMD), tuned liquid dampers (TLD), metallic yield dampers, viscous fluid dampers, and friction dampers are a few examples of passive devices.

#### Active Control Devices

The active control systems frameworks are the opposite of latent frameworks since they have the ability to increase the vitality of the managed structure, which is the opposite of what the dynamic stacking conveys. (Soong 1990). A significant amount of external energy is needed for dynamic control devices to operate the actuators that provide the structure with a controlling force. A dynamic control system can measure and quantify the response throughout the whole structure to choose the appropriate control powers. Therefore, dynamic control devices need sensors and evaluator/controller kinds of equipment and are more complex than detached approaches. Such frameworks also often cost more to maintain and operate than latent devices. (Soong and Spencer 2002). Examples of dynamic control devices include dynamic variable solidity dampers, dynamic tuned fluid segment dampers, and dynamic tuned mass dampers.

#### 4. CONCLUSION

With the help of the dialogue above, we can sum up by stating that the Base isolation system is the best retrofitting approach globally since it is a smarter strategy than other retrofitting techniques. Among the various global retrofitting techniques, base isolation provides the best compositional impact and has a better seismic execution. It both saves a significant amount of obliteration and has lower maintenance costs. The success of this technique is heavily dependent on the development of segregation tools and legal. However, it has been shown in all peer-reviewed literary works that TMDs are effective in reducing vibrations. It may also be effective in reducing vibrations in buildings. The power of many Tuned Mass Dampers is greater than that of a single Tuned Mass Damper. Test investigation is outclassed by programming analysis. Programming examination is effective, requires less human effort, and includes a variety of research methods. For reducing horizontal opposing power, models with shear dividers and models with TMD at various locations have been developed. TMD works best for structures that are just lightly dampened, and it becomes less viable as supplemental damping increases. For long-lasting seismic tremor ground motions, TMD is more potent. The fundamental repetition should be close to the focal recurrence of ground movement for TMD to work well. TMD is logically feasible for large-scale coordinated motions over the spectrum of fundamental frequencies. Nevertheless, if the ground movement frequency and the structure movement frequency are close to one another, TMD is also possible for small clustered motions. Expanding crest ground rising speed values have no effect on the sufficiency and optimum parameters of TMD, leaving every other parameter constant.

#### 5. REFERENCES

- [1] Dr. Mohan M. Murudi, Mr. Sharadchandra M. Mane (2004) "Seismic Effectiveness Of Tuned Mass Damper (Tmd) For Different Ground Motion Parameters" 13<sup>th</sup> World Conference on Earthquake Engineering Vancouver, B.C., Canada August 1-6, 2004 Paper No. 2325.
- [2] Fahim Sadek, Bijan Mohraz, Andrew W. Taylor and Riley M. Chang (1997), "A Method of Estimating the Parameters of Tuned Mass Dampers for Seismic Applications", Journal of Earthquake Engineering and Structural Dynamics, Vol.26, pp 617- 635.
- [3] John R. Sladek and Richard E. Klinger(1982), "Effect of Tuned Mass Dampers on Seismic Response", Journal of the Structural Division, Vol.109, pp 2004-2009.
- [4] K.Krishne Gowda and K.K.Kiran, Earthquake resistance of structure using dampers- a review, International journal of advanced structures and geotechnical engineering ISSN 2319-5347, vol.02, No. 01 january 2013.
- [5] Mazza F, Vulcano A. "Seismic response of buildings with isolation & supplemental dissipation at the base." Proceedings of the 5th World Congress on Joints, Bearings and Seismic Systems for Concrete Structures, Rome, Italy, 2001, CD-ROM.
- [6] Savita Devi, Satyam Mehta, Harshit joshi, Shubham Natani, Review paper on base isolation method- the best retrofitting technique, SSRG International Journal of Civil Engineering (SSRG-IJCE), wwwinternationaljournalssrg.org page 274, ISSN 2348-8352, vol. 03 issue 05-may 2016.