

## “A STUDY ON INCOME TAX PLANNING AND COMPLIANCE AT JKKM & CO, HYDERABAD”

Durga Bhavani. B<sup>1</sup>

<sup>1</sup>Department of Business and Management Studies, Seshadri Rao Gudlavalleru Engineering College, Gudlavalleru, India.

DOI: <https://www.doi.org/10.58257/IJPREMS35377>

### ABSTRACT

This study explores income tax planning and compliance at JKKM & CO, a prominent audit firm in Hyderabad. The research aims to identify the strategies and practices employed by the firm to optimize tax planning and ensure compliance with prevailing tax laws. Through a comprehensive survey and in-depth interviews with tax professionals and clients, the study examines the effectiveness of tax planning methods, the role of technology in compliance, and the challenges faced in adhering to regulatory requirements. The findings highlight the importance of proactive tax strategies, the integration of digital tools, and the necessity for continuous professional development to navigate the evolving tax landscape. The study concludes with recommendations to enhance tax planning and compliance mechanisms, thereby contributing to the firm's overall financial efficiency and regulatory adherence.

**Key Words:** Income Tax Planning, Tax Compliance, Audit Firm, Strategies Practices, Tax Laws, Tax Professionals, Clients, Effectiveness, Tax Planning Methods

### 1. INTRODUCTION

Income tax planning and compliance are crucial aspects of financial management, particularly in the audit firms. As an MBA finance student, you have explored this intricate domain to understand how businesses navigate the complexities of tax regulations and optimize their tax liabilities. Income tax planning and compliance are fundamental components of financial management, playing a crucial role in the sustainability and growth of businesses. In the audit firms, these elements are particularly significant due to the complexity and constantly evolving nature of tax regulations. This project explores the intricacies of income tax planning and compliance, highlighting their importance and the critical role auditor's play in ensuring businesses effectively manage their tax obligations.

This project aims to provide a comprehensive understanding of income tax planning and compliance within the audit firms. By exploring these critical areas, the project will highlight the strategies businesses employ to manage their tax obligations effectively and the essential role auditors play in facilitating these processes. This knowledge is invaluable for finance professionals seeking to navigate the complexities of tax regulations and optimize their company's financial performance.

This project covers the basics of the Income Tax Act, 1961. The Finance Act 2024 has also introduced a new section, 122A that imposes penalties for the failure to register certain machines used in the manufacture goods. This special procedure, notified under Section 148 of the CGST Act, 2017 specifically applies to goods like tobacco, pan-masala, and similar items and broadly presents the tax planning and tax saving options provided under these laws. The finance act is responsible for laying down the tax slabs that applies to taxpayer.

1. Income from salary
2. Income from house property.
3. Income from business/profession.
4. Capital gain.
5. Income from other sources.

### 2. OBJECTIVES OF THE STUDY

1. To analyze the current practices of income tax planning in the audit firms.
2. To evaluate the compliance measures adopted by auditing firms with respect to income tax regulations.
3. To identify challenges faced by the audit industry in income tax planning and compliance.
4. To compare the effectiveness of different tax planning strategies used within the audit firms.
5. To provide recommendations for improving tax planning and compliance processes in the audit firms.

#### Problem Statement:

**Title:** A Study on Income Tax Planning and Compliance

### Problem Statement:

Income tax planning and compliance are critical yet complex aspects of financial management for individuals and businesses. Despite their importance, many taxpayers struggle with effectively minimizing their tax liabilities while ensuring full compliance with tax laws and regulations. This difficulty arises due to the following challenges:

1. **Complexity of Tax Laws:** Tax laws are intricate and frequently change, making it challenging for taxpayers to stay informed and compliant.
2. **Inadequate Knowledge:** Many individuals and small business owners lack the necessary knowledge and resources to effectively plan their taxes.
3. **Ineffective Use of Deductions and Credits:** Taxpayers often miss out on deductions and credits due to lack of awareness or understanding of eligibility criteria.
4. **Improper Record-Keeping:** Poor record-keeping practices lead to inaccuracies in tax filings and difficulties in substantiating claims during audits.
5. **Timing Issues:** Mismanagement of the timing of income and deductions can result in higher tax liabilities.
6. **Resource Constraints:** Small businesses and individuals may not have access to professional tax advisory services, leading to suboptimal tax planning and compliance.

This study aims to investigate the current practices and challenges in income tax planning and compliance among different taxpayer segments. It will identify common pitfalls, assess the impact of these challenges on financial outcomes, and explore strategies to enhance tax efficiency and compliance. By understanding these issues, the study will provide recommendations for improving tax planning and compliance practices, ultimately contributing to better financial management and reduced tax burdens for taxpayers.

### 3. METHODOLOGY OF THE STUDY

Research methodology is purely and simply the framework or a plan for study that guides the collection and analysis of data. Research is the scientific way to solve the problems and is necessarily used to improve market potential. This involves exploring the possible methods, one by one, and arriving at the best solution, considering the resources at the disposal of research.

### 4. RESEARCH DESIGN

A research design is a specification of methods and procedure for acquiring the information needed. It is the overall operation pattern or framework of the project that stipulates what information is to be collected from which sources by what procedure, it also refers to the blue print of the research process.

- **Research Design:** Descriptive
- **Data:** Primary and Secondary data
- **Research:** Survey method
- **Research instrument:** Questionnaire, expert's interview
- **Data Collection:** The required data for the project has collected from Primary and Secondary Data.

#### Primary Data:

Primary data are those, which are gathered directly through questionnaire and it is the original source of data collected by the researcher. Primary data is collected with the help of structured questionnaire administered to 50 randomly selected employees at JKKM& Co

#### Secondary Data:

- Secondary data are those which are generally published sources which are been collected originally for some other purpose they are not gathered specially to achieve the objectives of particular research project.
- Secondary data is collected through the documents provided by HR department such as reports and books of various authors in HRI) and annual report of the company.

#### Statistical Tools

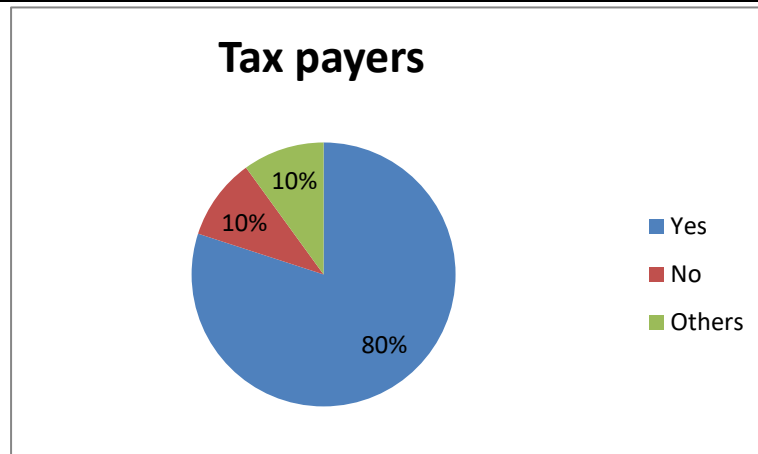
- The collected data were classified and tabulated and analyzed with some of the statistical tools listed
- Percentage analysis
- Line graph was used to explain the tabulation clearly

## 5. ANALYSIS OF DATA

1. Are you a regular tax payer?

**Table:1**

S.No.	Response	Respondent No	Percentage (%)
1	Yes	40	80%
2	No	5	10%
3	Others	5	10%
	Total	50	100%



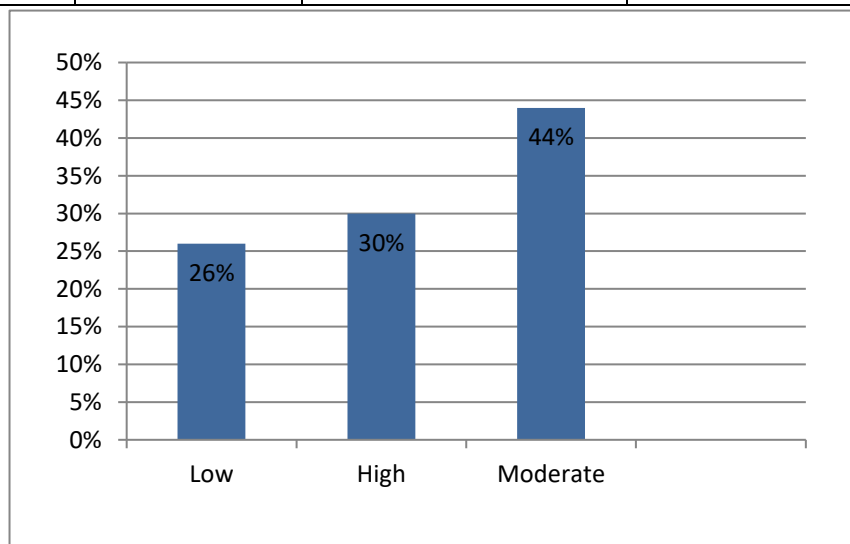
**Chart:1**

**Interpretation:** From the above chart, it is found that 80% respondents are paying taxes followed by 10% who are not paying while 10% respondents are not aware about paying taxes.

2. How would you rate your organization's current level of tax planning sophistication?

**Table:2**

S.No.	Response	Respondent No	Percentage (%)
1	Low	13	26%
2	High	15	30%
3	Moderate	22	44%
Total		50	100%



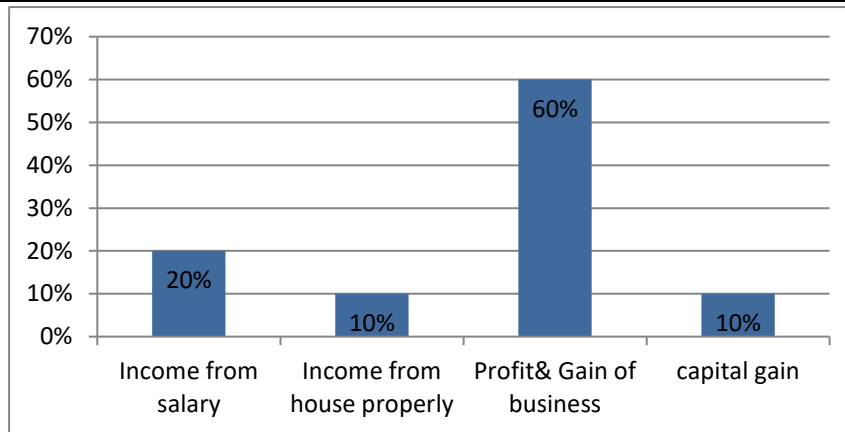
**Chart:2**

**Interpretation:** The majority (44%) of respondents view the organization's tax planning sophistication as moderate. A smaller but significant portion sees it as high (30%) or low (26%), indicating varied perceptions among respondents.

3. Under which heads of Income, your incomes become taxable?

**Table:3**

S.No	Response	Respondent No	Percentage (%)
1	Income from salary	10	20%
2	Income from house property	5	10%
3	Profit & Gain of business/profession	25	60%
4	Income from Capital Gain	10	10%
Total		50	100%



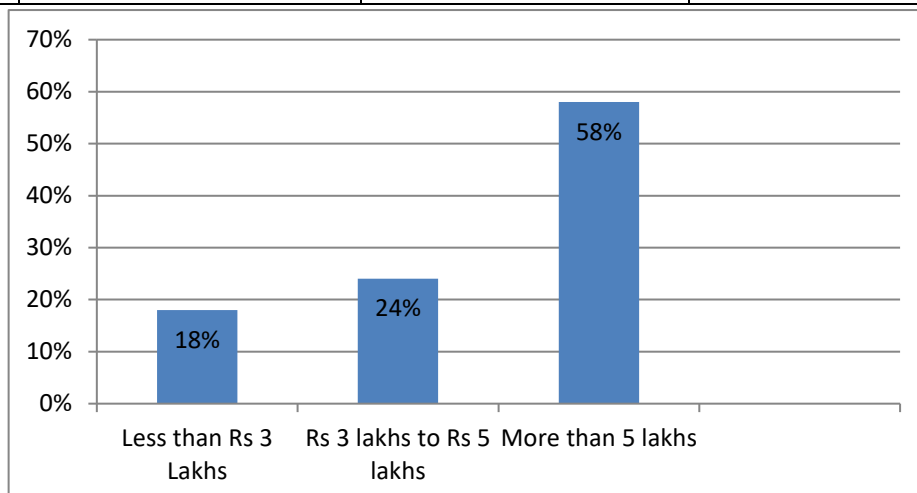
**Chart:3**

**Interpretations:** The survey shows that 20% of respondents derive taxable income from salary, 10% from house property, 60% from Profit & Gain of business/profession, and 10% from capital gains. This distribution highlights the dominant source of taxable income as profits from business or profession among the surveyed individuals.

4. What is your income range?

**Table:4**

S.No	Response	Respondent No	Percentage (%)
1	Less than Rs 3 lakhs	9	18%
2	Rs 3 lakhs to Rs 5 lakhs	12	24%
3	More than 5 lakhs	29	58%
Total		50	100%



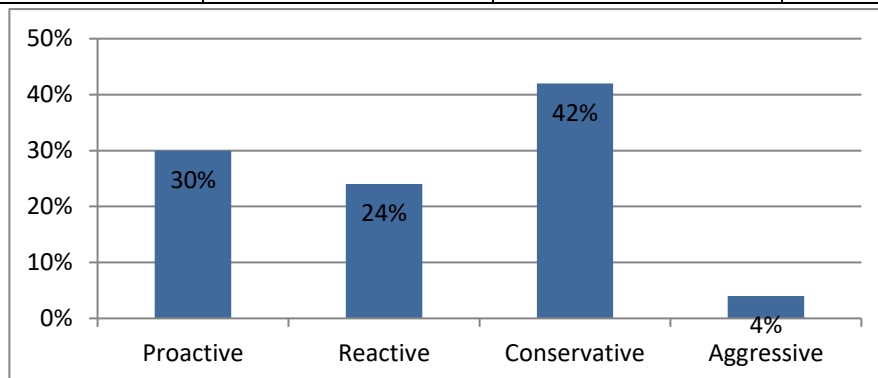
**Chart:4**

**Interpretations:** The survey data on income ranges shows that 18% of respondents earn less than Rs 3 lakhs, 24% earn between Rs 3 lakhs and Rs 5 lakhs, and 58% earn more than Rs 5 lakhs. This distribution suggests that the majority of respondents have higher income levels, with a significant portion earning more than Rs 5 lakhs.

5. How would you describe the tax planning strategies employed by your organization?

**Table:5**

S.No	Response	Respondent No	Percentage (%)
1	Proactive	15	30%
2	Reactive	12	24%
3	Conservative	21	42%
4	Aggressive	2	4%
Total		50	100%



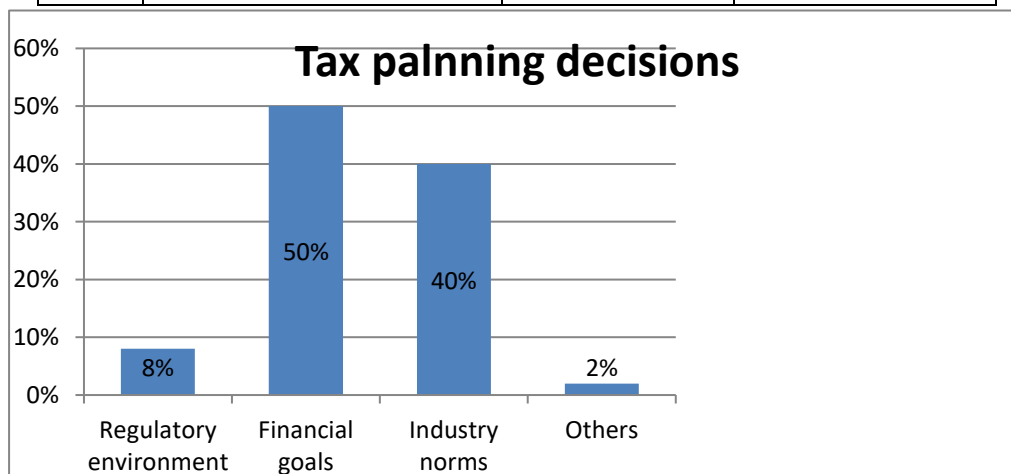
**Chart:5**

**Interpretations:** Respondents characterize their organization's tax planning strategies as follows: 30% proactive, 24% reactive, 42% conservative, and 4% aggressive. This distribution highlights the diverse approaches organizations take towards managing their tax obligations.

6. What factors influence your organization's tax planning decisions?

**Table:6**

S.No	Response	Respondent No	Percentage (%)
1	Regulatory Environment	4	8%
2	Financial goals	25	50%
3	Industry norms	20	40%
4	Others	1	2%
Total		50	100%



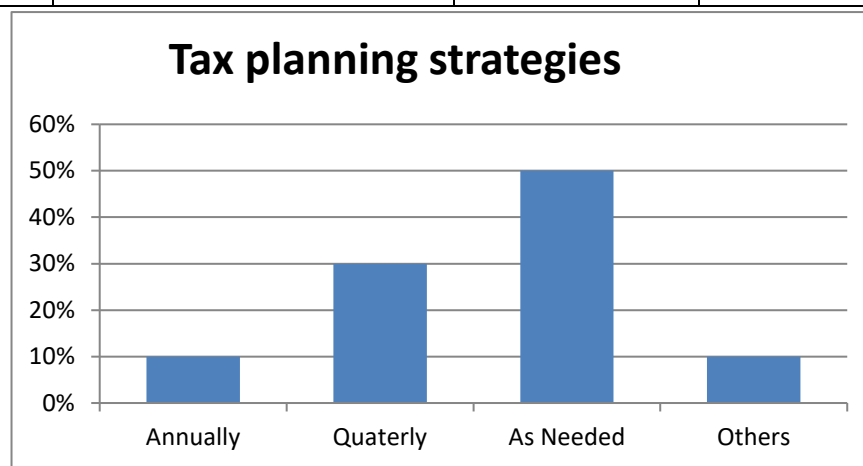
**Chart:6**

**Interpretations:** According to the survey data, respondents highlighted several factors influencing their organization's tax planning decisions. Financial goals emerged as the primary consideration for 50% of respondents, followed closely by industry norms at 40%. Regulatory environment factors were cited by 8% of respondents, while 2% mentioned other influencing factors.

7. How often does your organization review and update its tax planning strategies?

**Table:7**

S.No	Response	Respondent No	Percentage (%)
1	Annually	5	10%
2	Quarterly	15	30%
3	As needed	25	50%
4	Other	5	10%
Total		50	100%



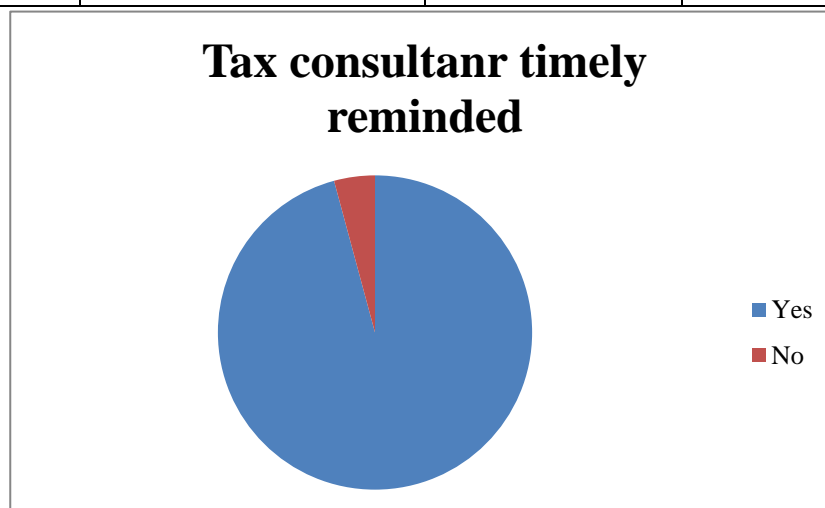
**Chart:7**

**Interpretations:** The table shows that 50% of respondents' organizations review and update their tax planning strategies 'As needed,' while 30% do so 'Quarterly.' Additionally, 10% review 'Annually,' and another 10% follow other schedules.

8. Whether your tax consultant timely reminded you regarding tax obligations?

**Table:8**

S.No	Response	Respondent No	Percentage (%)
1	Yes	47.9	95.8%
2	No	2.1	4.2%
Total		50	100%



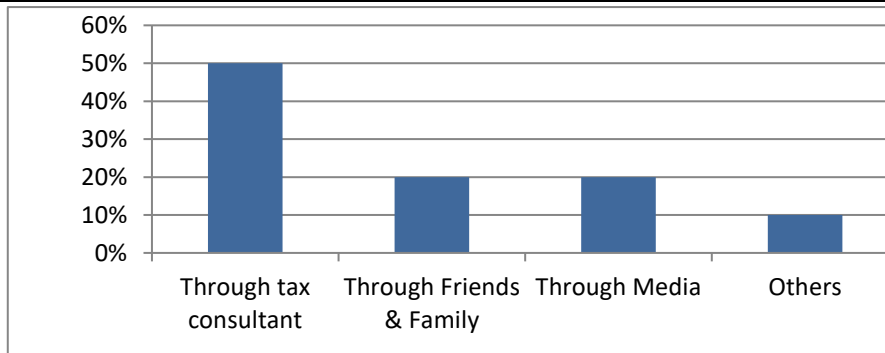
**Chart:8**

**Interpretations:** The data reveals that 95.8% of respondents' tax consultants timely remind them about tax obligations, indicating effective communication and support. Conversely, 4.2% of respondents do not receive timely reminders, suggesting potential areas for improvement in client service or communication practices.

9. How did you get the information about taxation?

**Table:9**

S.No	Response	Respondent No	Percentage (%)
1	Through tax consultant	25	50%
2	Through friends& Family	10	20%
3	Through media	10	20%
4	Others	5	10%
Total		50	100%



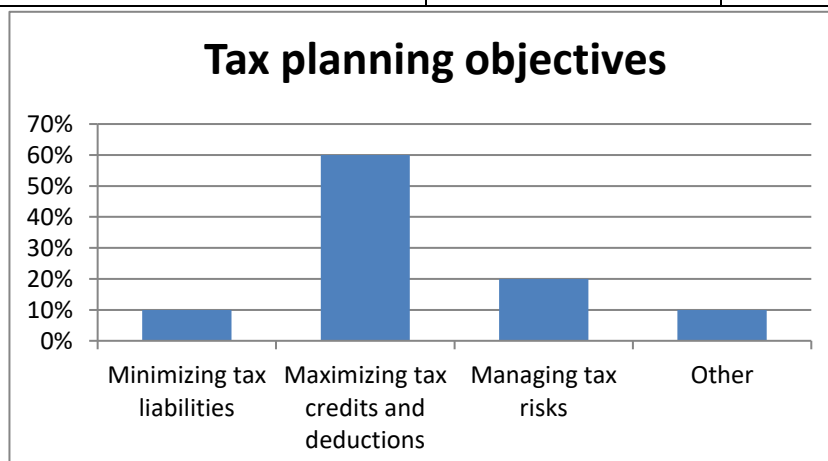
**Chart:9**

**Interpretation:** The survey reveals that 50% of respondents rely on tax consultants for taxation information, indicating a significant trust in professional advice. Additionally, 20% gather information from friends and family, while another 20% access it through media sources. The remaining 10% utilize other unspecified sources, showcasing a varied approach to acquiring taxation knowledge

10. Which of the following tax planning objectives is most important to your Organization?

**Table:10**

S.No	Response	Respondent No	Percentage (%)
1	Minimizing tax liabilities	5	10%
2	Maximizing tax credits and deductions	30	60%
3	Managing tax risks	10	20%
4	Other	5	10%
Total		50	100%



**Chart:10**

**Interpretation-** Sixty percent of respondents prioritize maximizing tax credits and deductions, indicating a strong focus on optimizing tax benefits. Twenty percent prioritize managing tax risks, while 10% each prioritize minimizing tax liabilities and other objectives, reflecting varied strategic goals in tax planning.

11. How does your organization involve auditors in tax planning and compliance efforts?

**Table:11**

.No	Response	Respondent No	Percentage (%)
1	Internal audits	15	30%
2	External audits	25	50%
3	Advisory services	10	20%
4	Others	0	0%
Total		50	100%



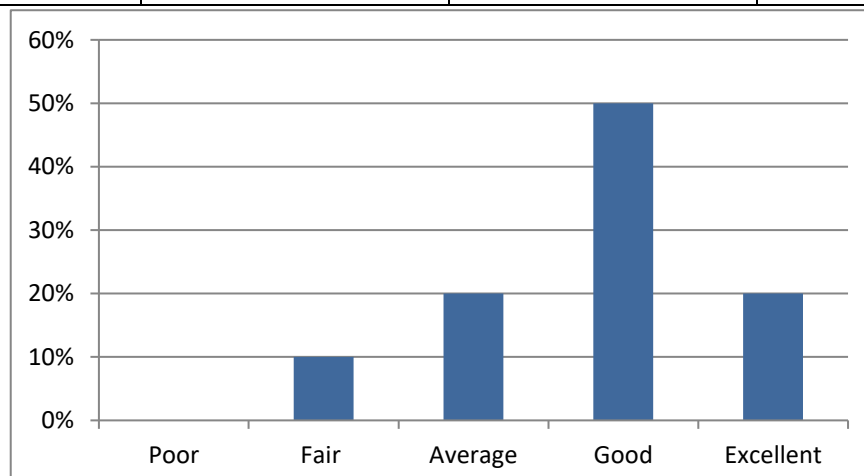
**Chart:11**

**Interpretation:** Half of the organizations (50%) involve external audits in tax planning and compliance, emphasizing external expertise for regulatory adherence. Thirty percent utilize internal audits, while 20% engage auditors through advisory services, reflecting diverse strategies for ensuring tax compliance.

12. On a scale of 1 to 5, how would you rate your organization's compliance with tax laws and regulations?

**Table:12**

S.No	Response	Respondent No	Percentage (%)
1	1 (Poor)	0	0
2	2 (Fair)	5	10%
3	3 (Average)	10	20%
4	4 (Good)	25	50%
5	5 (Excellent)	10	20%
Total		50	100%



**Chart:12**

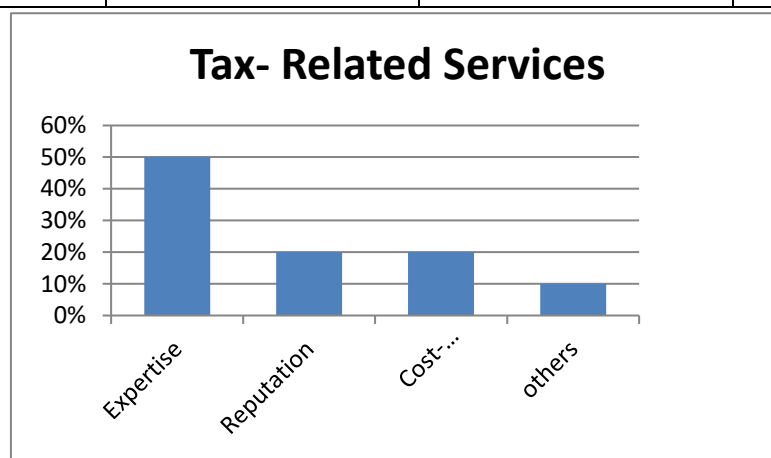


**Interpretation:** Half of the respondents (50%) rate their organization's tax compliance as 'Good' (4), reflecting strong adherence to tax laws. Twenty percent rate it as 'Excellent' (5), indicating high confidence in compliance. Another 20% rate it as 'Average' (3), with 10% rating it as 'Fair' (2), showing generally positive perceptions overall.

13. What qualities do you consider important when selecting auditors for tax-related services?

**Table:13**

S.No	Response	Respondent No	Percentage (%)
1	Expertise	25	50%
2	Reputation	10	20%
3	Cost-effectiveness	10	20%
4	Other	5	10%
Total		50	100%



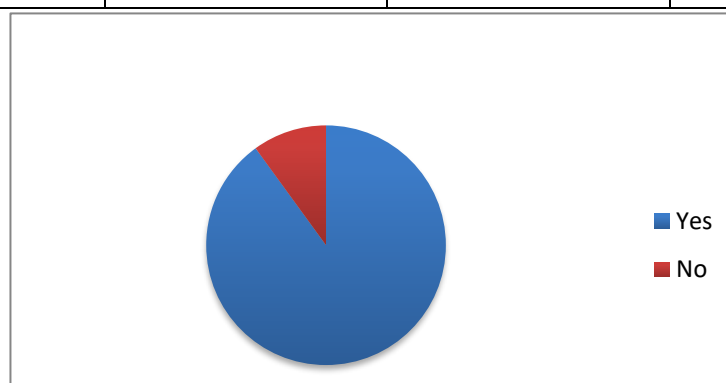
**Chart:13**

**Interpretation:** Half of the respondents (50%) prioritize expertise when selecting auditors for tax-related services, emphasizing the importance of technical proficiency. Twenty percent value reputation, highlighting trust and reliability in service delivery. Another 20% consider cost-effectiveness, balancing financial considerations in auditor selection.

14. Does your organization utilize any technology or software for tax planning and compliance purposes?

**Table:14**

S.No	Response	Respondent No	Percentage (%)
1	Yes	45	90%
2	No	5	10%
Total		50	100%



**Chart:14**

**Interpretation:** Ninety percent of organizations utilize technology or software for tax planning and compliance, indicating extensive digital integration. Ten percent do not use such tools, potentially relying on traditional methods. This highlights a significant majority's adoption of technology in managing tax-related activities.

15. Reasons for filling return?

Table:15

Sr. No	Response	Respondent No	Percentage(%)
1	Regular provision	10	20%
2	Refund claim	20	40%
3	Carry forward	15	30%
4	Notice from income tax department	5	10%
Total		50	100%

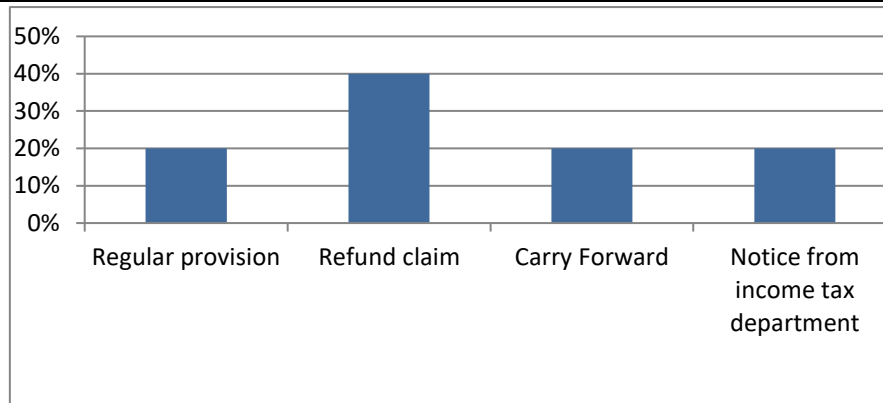


Chart:15

**Interpretation-** Forty percent of respondents file tax returns to claim refunds, emphasizing financial incentives. Thirty percent do so to carry forward benefits, reflecting strategic tax planning. Twenty percent cite regular provisions as their reason for filing, indicating routine tax compliance.

16. After providing required document in how much time your tax Consultant Files the return?

Table:16

S.No	Response	Respondent no	Percentage (%)
1	Within 1 day	10	20%
2	Within a week	25	50%
3	After a week	10	20%
4	Others	5	10%
Total		50	100%

Providing Document Tax Consultant Files the Return

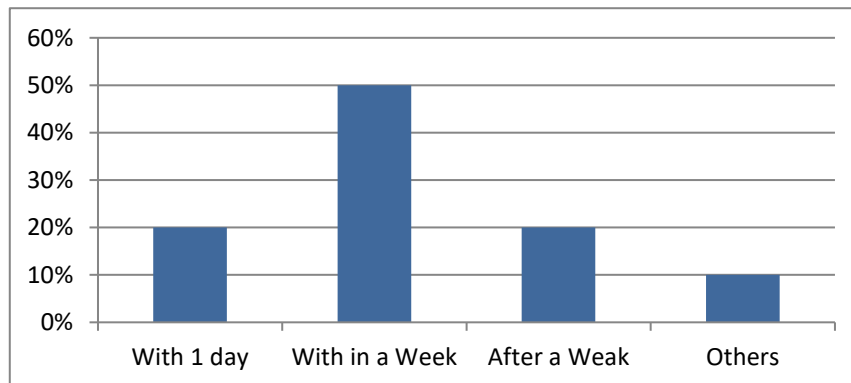


Chart:16

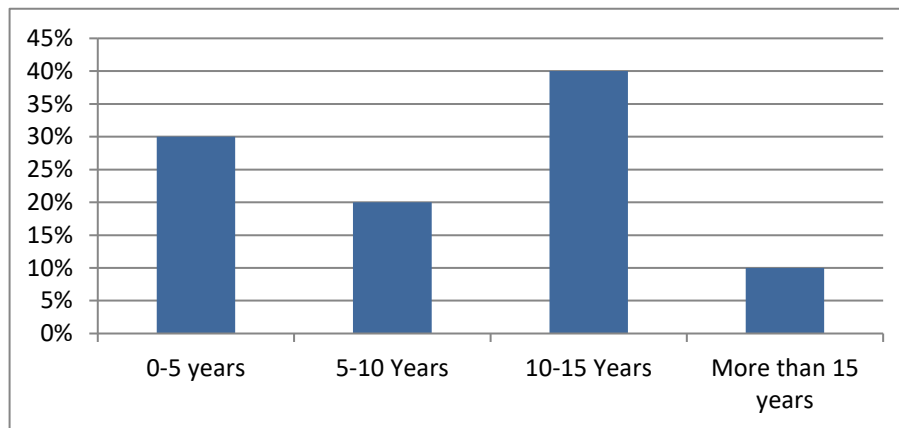
**Interpretation:** Half of the respondents' tax consultants file returns within a week of receiving required documents, indicating efficient processing. Twenty percent complete filings within one day, showing prompt service. Another 20% file after one week, with 10% having varied timelines, reflecting different turnaround times among tax consultants.

17. Since how many years you are filling return?

**Table:17**

S.No	Response	Respondent no	Percentage (%)
1	0-5 years	15	30%
2	5-10 years	10	20%
3	10-15 years	20	40%
4	More than 15years	5	10%
Total		50	100%

Years of Filling Return



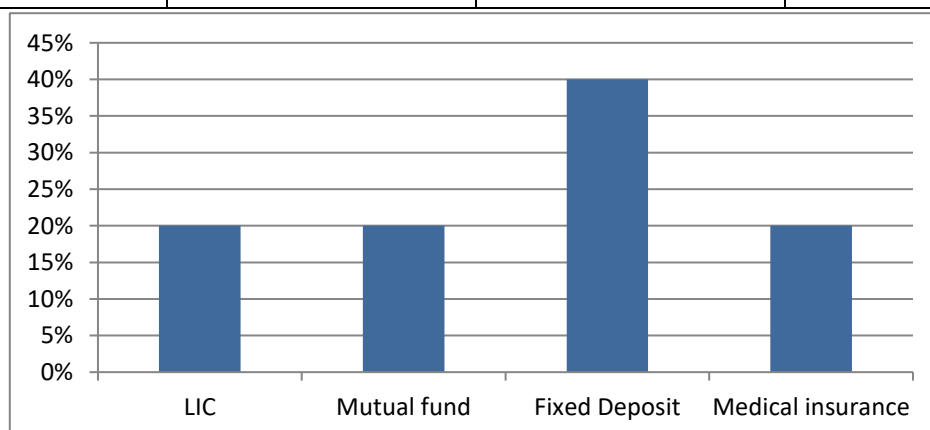
**Chart:17**

**Interpretation:** Forty percent of respondents have been filing tax returns for 10-15 years, indicating long-term compliance. Thirty percent have been filing for 0-5 years, reflecting newer taxpayers. Twenty percent have filed for 5-10 years, with 10% filing for over 15 years, showing varied durations of tax compliance.

18. What Is Your Preferred Investment To Reduce Tax Liability?

**Table:18**

S.No	Response	Respondent no	Percentage (%)
1	LIC	10	20%
2	Mutual fund	10	20%
3	Fixed deposit	20	40%
4	Medical insurance	10	20%
Total		50	100



**Chart:18**

**Interpretation:** The survey data reveals that among respondents, 40% prefer fixed deposits as their choice for reducing tax liability, while mutual funds, medical insurance, and LIC each received 20% of the responses. This indicates a varied approach to tax planning through different investment vehicles.

19. Do you discuss union budget with you tax consultant?

Table:19

S.No	Response	Respondent no	Percentage (%)
1	Yes	45	90%
2	No	5	10%
Total		50	100%

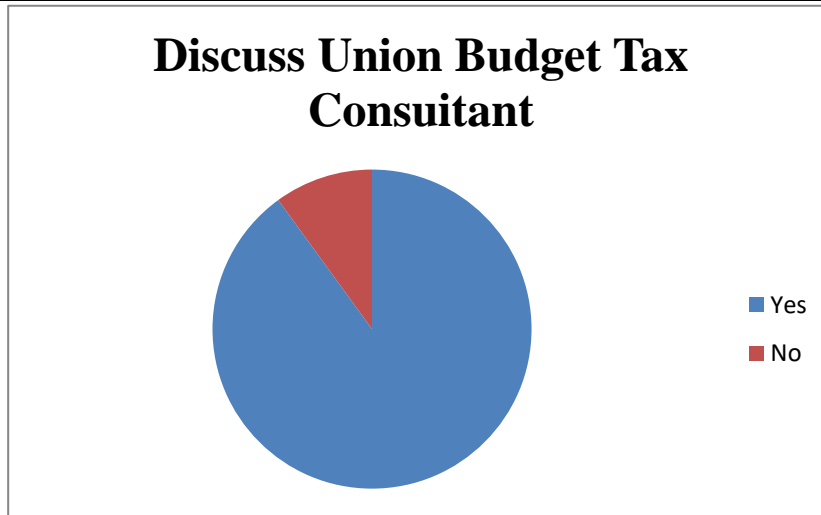


Chart:19

**Interpretation:** Ninety percent of respondents discuss the Union Budget with their tax consultants, indicating proactive engagement in fiscal updates. Ten percent do not, potentially missing strategic insights for tax planning. This data highlights widespread consultation with tax advisors on budgetary impacts.

20. Does your tax consultant help you in understanding union budget?

Table:20

S.No	Response	Respondent no	Percentage (%)
1	Yes	48	96%
2	No	2	4%
Total		50	100%

**Tax Consultant Helps Understanding Union Budget**

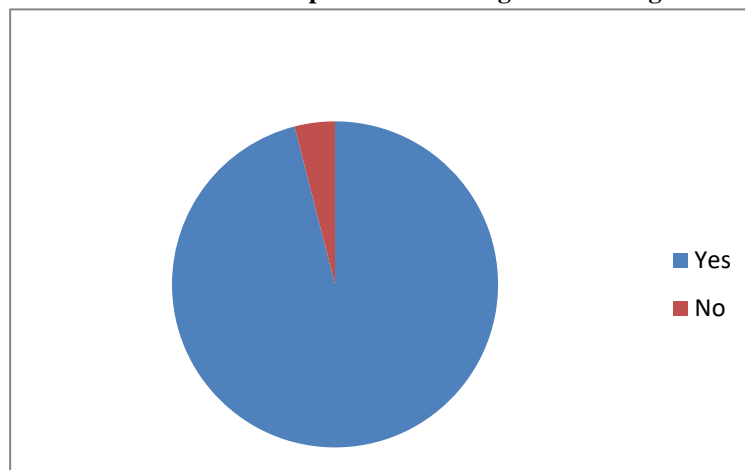


Chart:20

**Interpretation:**

Most respondents (96%) receive help from their tax consultants to understand the Union Budget, indicating widespread advisory involvement. A minority (4%) do not receive such assistance, potentially missing valuable insights. This underscores the pivotal role tax consultants play in aiding clients with fiscal comprehension.

## 6. FINDINGS

- It is found that 80% respondents are paying taxes followed by 10% who are not paying while 10% Respondents are not aware about paying taxes.
- Moderate tax planning sophistication level (44%) reported by most organizations.
- Majority of income taxable under Profit & Gain of business/profession (60%).
- Predominantly high income range (more than Rs 5 lakhs) among respondents (58%).
- Conservative tax planning strategy (42%) most commonly employed by organizations.
- Financial goals (50%) primary influence on organization's tax planning decisions.
- Flexible tax planning review schedules with 50% updating strategies as needed.
- Overwhelming majority (95.8%) reminded timely by tax consultants regarding tax obligations.
- Significant reliance on tax consultants (50%) for taxation information.
- Maximizing tax credits and deductions (60%) prioritized as key tax planning objective.
- External audits (50%) widely used for tax planning and compliance efforts.
- Positive perception of compliance with tax laws, with 70% rating as good or excellent.
- Expertise (50%) considered most important when selecting auditors for tax services.
- High adoption rate (90%) of technology/software for tax planning and compliance.
- Several of reasons for filing returns, including refund claims (40%) and carrying forward benefits (30%).
- Quick turnaround for tax return filing, with 50% completed within a week.
- Diverse experience levels in tax filing, with 40% filing for 10-15 years.
- Fixed deposits (40%) preferred for reducing tax liability among respondents.
- High engagement (90%) in discussing union budget with tax consultants.
- Vast majority (96%) benefit from tax consultants in understanding union budget implications.

## 7. SUGGESTIONS

- Increasing awareness and education on tax obligations can help improve compliance, particularly for the 20% of respondents who are not regular taxpayers, by providing workshops and training sessions to enhance their understanding of tax planning sophistication.
  - Encouraging the adoption and effective use of technology for tax planning and compliance purposes can streamline processes and improve efficiency, especially for the 10% of respondents who are not currently using such tools.
  - Offering personalized consulting services and proactive tax planning strategies can address the needs of organizations with low tax planning sophistication, helping them develop more comprehensive and effective tax management frameworks.
  - Diversifying sources of tax information, including media and family/friends, can reduce over-reliance on tax consultants and ensure that individuals stay updated on tax laws and regulations from multiple channels.
- Providing targeted advice to high-income earners on maximizing tax credits and deductions, along with promoting the benefits of fixed deposits for tax reduction, can help optimize their financial planning and reduce tax liabilities effectively.

## 8. CONCLUSION

This study highlights the critical role of effective tax planning and compliance for individuals, SMEs, and large corporations.

For individuals, enhancing financial literacy and awareness about tax-saving options is crucial. SMEs need simplified tax processes and access to affordable advisory services, while large corporations should focus on advanced tax planning and robust internal controls. T

ax authorities must simplify laws, enhance digital tools, and run awareness campaigns. Policymakers should create equitable tax policies and provide support for vulnerable groups. A collaborative effort will lead to a more efficient and fair tax system, benefiting the entire economy.

## 9. REFERENCES

- [1] Mishra, R. K., & Rao, K. N. (2016). A Comparative Analysis of Financial Performance of Selected Indian Banks Using Ratio Analysis. *International Journal of Engineering, Management & Sciences*, 1(6), 237-243.
- [2] Sapovadia, V. K. (2007). Ratio Analysis: Financial Benchmarks for the Club (Cooperative Banks). *SSRN Electronic Journal*.
- [3] Chander, S., & Mittal, R. K. (2015). Financial Performance Analysis of Regional Rural Banks - A Case Study of Karnataka Vikas Grameen Bank. *Journal of Commerce and Accounting Research*, 4(4), 14-22.
- [4] Gupta, N., & Sharma, P. (2017). Comparative Analysis of Financial Performance of Urban Cooperative Banks in India: A Case Study of Jaipur Central Cooperative Bank Ltd. *International Journal of Research in Finance and Marketing*, 7(1), 15-22.
- [5] Adapting to Change: Change Management Strategies and Challenges in Modern Pharmacy Organizations - *International Journal of Chemical and Biochemical Sciences (Scopus Indexed) (IJCBS)*, 25(13) (2024), (ISSN 2226-9614) pp. 340-347.
- [6] An Empirical Study on Consumers Buying Patterns and Perceptual Factors with Respect to Private Label Brands (PLB's). *Journal of Management & Entrepreneurship* ISSN: 2229-5348 UGC Care Group 1 Journal. Vol. 16, No.4 (II), October - December 2022. pp. 151-163.
- [7] The Impact of Pandemic on Brand Promotion Management in India - A Review. *Journal for Basic Sciences*. ISSN NO: 1006-8341 Volume 23, Issue 5, 2023. pp. 159-167.
- [8] Role of Artificial Intelligence in Digital Marketing- A Review. *Neuro Quant ology* | August 2022 | Volume 20 | Issue 8 | Page 4188-4194 | doi: 10.14704/nq.2022.20.8.NQ44452.
- [9] A Study on Determinants of Consumer's Purchase Intention towards PLB's of FMCG/ Grocery Retail. *Neuro Quant ology* | August 2022 | Volume 20 | Issue 10 | Page 1591-1595 | doi: 10.14704/nq.2022.20.10.NQs55142.
- [10] Scholes, M. S., Wolfson, M. A., Erickson, M., Maydew, E. L., & Shevlin, T. (2008). *Taxes and Business Strategy: A Planning Approach*. Pearson Prentice Hall.
- [11] G. Kamal and Kumar, T. Hemanth and Susmitha, K., Linkage of Indian Equity Market with Developed Economies Equity Markets (September 14, 2022). Available at SSRN: <https://ssrn.com/abstract=4218617> or <http://dx.doi.org/10.2139/ssrn.4218617>
- [12] G.Kamal, Role of SHGs in Empowering Women in Marine Fishing Community, *International Journal of Emerging Technologies and Innovative Research (www.jetir.org)*, ISSN:2349-5162, Vol.5, Issue:9, page no. 169-173, September-2018.
- [13] J. N. V. R. Swarup Kumar, G.Kamal, A Mobile App For Age And Gender Identification Using Deep Learning Technique, *International Conference on Intelligent Systems for Communication, IOT and Security, 2023, FEBRUARY 09, 2023 to FEBRUARY 11, 2023 International Conference on Intelligent Systems for Communication, IoT and Security (ICISCoIS)*, 979-8-3503-3583-5/23/\$31.00 ©2023 IEEE , DOI: 10.1109/ICISCOIS56541.2023.10100432 (Scopus).

### Text Books:

- [14] Hoffman, W. H., Smith, J. E., Willis, E., & Grabowski, S. M. (2020). *South-Western Federal Taxation 2021: Comprehensive*. Cengage Learning.
- [15] Spilker, B. C., Ayers, B., Barrick, J., Outslay, E., Robinson, J. R., Weaver, C., & Worsham, R. G. (2019). *Taxation of Individuals and Business Entities*. McGraw-Hill Education.
- [16] Murphy, K., & Higgins, K. (2021). *Concepts in Federal Taxation 2021*. Cengage Learning.
- [17] Anderson, K. E., & Pope, T. R. (2021). *Prentice Hall's Federal Taxation 2021 Individuals*. Pearson.

### WEBSITES:

- [18] Internal Revenue Service (IRS). Comprehensive resource for U.S. federal tax information, including forms, publications, and guidelines on tax compliance and planning. Available at: <https://www.irs.gov>
- [19] Investopedia. A financial education website offering articles and resources on tax planning strategies, compliance, and financial management. Available at: <https://www.investopedia.com>
- [20] The Balance. Provides practical advice and tips on income tax planning, compliance, and various personal finance topics. Available at: <https://www.thebalance.com>