

## INSIGHTS INTO FOREX TRADING AND STOCK MARKET INVESTMENTS: PRACTICAL EXPERIENCE AND STRATEGIES FROM AN INTERNSHIP AT GROWTH ARROW

**Biswajit Senapati<sup>1</sup>, Dr Anirban Ghatak<sup>2</sup>**

<sup>1</sup>PGDM (V Trimester), Post Graduate Diploma in Management Global Institute of Business Studies (GIBS), Bangalore, India.

<sup>2</sup>Guide, Post Graduate Diploma in Management Global Institute of Business Studies (GIBS), Bangalore, India.

### ABSTRACT

The purpose of this paper is to share insights gained through an internship at Growth Arrow, a financial services company that offers advisory, wealth management, and training programs. This report delves into the theoretical and practical knowledge acquired regarding forex trading and stock market investments. By exploring the intricacies of market analysis, strategic investment decisions, and risk management, the report highlights the journey toward becoming a proficient investor. The internship experience at Growth Arrow has provided critical skills in analyzing financial markets, understanding various trading strategies, and applying technical indicators to optimize investment decisions. This paper also includes a discussion of the psychological factors influencing trading behavior, the application of candlestick patterns, and the importance of diversification in investment strategies.

**Keywords-** Forex trading, stock market, technical analysis, risk management, portfolio diversification, moving averages, RSI, MACD, candlestick patterns, emotional discipline, trading psychology, global events, market trends, financial education, investment strategies

### 1. INTRODUCTION

In today's interconnected and ever-evolving global economy, financial markets are growing increasingly complex and dynamic. The forex and stock markets, in particular, have become central to the global financial ecosystem, offering opportunities for profit, but also presenting significant risks. Understanding the intricacies of these markets is no longer optional for those seeking to invest or pursue a career in finance. Whether it's the forex market with its daily trading volume exceeding \$6 trillion or the stock market, where billions are traded every day, the ability to navigate these markets effectively can be a game-changer for investors. As the landscape of financial markets evolves, it becomes essential for both aspiring and seasoned investors to continuously adapt, learn, and develop strategies that maximize potential returns while minimizing risks.

This internship at Growth Arrow, a premier financial advisory firm specializing in forex trading, stock market investments, and portfolio management, provided an exceptional opportunity to gain exposure to the complexities of these markets. Growth Arrow has built a strong reputation for its expertise in delivering high-quality training and advisory services to individuals and businesses. The firm's holistic approach to financial education integrates both theoretical learning and practical exposure to market dynamics, making it an ideal platform to hone essential skills in investment strategies, market analysis, and risk management.

The internship was structured in a way that combined theoretical coursework, real-time trading simulations, and one-on-one mentorship. This blend of learning methods allowed me to acquire a balanced understanding of the core principles of financial markets, while also applying that knowledge in real-world scenarios. Through this immersive experience, I developed a strong foundation in key areas such as technical and fundamental analysis, as well as risk management strategies essential for making informed investment decisions. The opportunity to work directly with experienced mentors and advisors at Growth Arrow was invaluable, as it provided firsthand insights into the decision-making processes of seasoned professionals. This exposure allowed me to sharpen my skills and gain confidence in my ability to analyze and trade financial markets effectively.

One of the most valuable aspects of the internship was the hands-on learning experience in forex trading and stock market investments. Forex trading, in particular, offered an intriguing challenge due to its fast-paced nature and the various factors influencing exchange rates, including interest rates, political events, and global economic indicators. By closely following currency pairs like EUR/USD, GBP/USD, and USD/JPY, I was able to observe how news events, central bank policies, and market sentiment could significantly affect currency prices. This exposure taught me the importance of staying informed about global economic developments and their direct impact on the forex market.

In parallel, I gained insights into the stock market, where I learned to assess individual companies' performance through both technical and fundamental analyses. I explored key financial metrics, such as earnings reports, P/E ratios, and debt-to-equity ratios, to understand how these indicators can influence stock prices. The use of chart patterns, candlestick

formations, and technical indicators like Moving Averages (MA), Relative Strength Index (RSI), and Moving Average Convergence Divergence (MACD) became essential tools in identifying entry and exit points for trades. Furthermore, I was introduced to the concept of portfolio management, which emphasized diversification, risk assessment, and balancing various asset classes to mitigate potential losses.

The internship at Growth Arrow also focused on the psychological factors that influence trading behavior. A crucial part of successful trading is emotional discipline, as investors must manage their emotions to avoid making impulsive decisions that can lead to significant losses. The ability to remain calm and collected in the face of market volatility is a skill that distinguishes successful traders from those who fail. Growth Arrow's emphasis on mental fortitude and psychological strategies further complemented the technical and fundamental tools I was learning.

Ultimately, this internship provided a holistic view of the financial services industry, bridging the gap between theoretical knowledge and practical application. From understanding the mechanics of forex trading to grasping the significance of stock market investment, I was able to gain valuable insights into the financial services landscape. This report aims to highlight the knowledge, skills, and experiences gained during my time at Growth Arrow, offering a reflection on the learning journey and the tools I acquired to navigate the complexities of global financial markets. By providing a deep dive into topics such as risk management, technical analysis, and investment strategies, this report seeks to offer practical takeaways for individuals aspiring to enter the world of finance and investment.

## 2. LITERATURE REVIEW

Understanding the dynamics of financial markets, including both the forex and stock markets, has been a subject of extensive research for decades. These markets are influenced by a wide range of internal and external economic factors, and the study of these variables has yielded crucial insights into how markets operate. In particular, researchers have delved into the forces that drive price movements and how investors can interpret and navigate them.

In the context of forex markets, studies have consistently shown that price fluctuations are heavily influenced by interest rates, inflation, political stability, and macroeconomic announcements. Mishkin and Eakins (2018) note that interest rate differentials between countries are a major determinant of exchange rates. When a central bank raises interest rates, it often leads to an appreciation of the national currency, as higher rates tend to attract foreign capital. In addition to interest rates, inflation plays a significant role in forex price determination. Higher inflation typically erodes the value of a currency, making it less attractive to investors. Furthermore, geopolitical factors and political stability are critical considerations for forex traders, as these factors can directly affect investor confidence in a country's currency. Economic reports, such as GDP growth rates and employment figures, also have an immediate impact on forex trading, as they signal the health of a country's economy and influence market sentiment.

Similarly, the stock market is affected by both microeconomic and macroeconomic factors. Fama (1991) suggests that stock prices are primarily determined by the fundamentals of the underlying companies, such as earnings reports, dividends, and future growth prospects. However, macroeconomic conditions, such as inflation rates, economic growth, and employment figures, also significantly impact stock prices. Investor sentiment is another key factor influencing stock market behavior. Behavioral finance theories suggest that stock markets are not always efficient, and investor psychology plays a critical role in stock price movements. Market participants are often swayed by emotions such as fear and greed, which can lead to overvaluation or undervaluation of stocks. This psychological aspect of investing has led to the development of various models aimed at predicting market behavior, such as the Efficient Market Hypothesis (EMH) and the Prospect Theory.

A major area of research in both forex and stock markets is the use of technical analysis, particularly the effectiveness of candlestick patterns in forecasting future price movements. Candlestick patterns have been shown to have a predictive power in signaling potential market reversals. Nison (1991), one of the pioneers of candlestick charting, identified several key patterns, including the Hammer, Shooting Star, and Morning Star, which are used to predict changes in the direction of market trends. The Hammer, for instance, is a reversal pattern that signals potential bullish market movement after a downtrend, while the Shooting Star indicates a possible bearish reversal following an uptrend. These patterns, when interpreted correctly, can provide traders with valuable insights into future market behavior. However, it is important to note that while candlestick patterns have been widely adopted by traders, their accuracy is often debated, and they are best used in conjunction with other forms of technical analysis.

Beyond technical analysis, the field of behavioral finance has contributed significantly to understanding the psychological factors influencing investor decisions. Kahneman and Tversky (1979) developed Prospect Theory, which explains how people make decisions under uncertainty. The theory suggests that investors are not always rational and are often influenced by cognitive biases. For example, loss aversion, which refers to the tendency to prefer avoiding losses over acquiring equivalent gains, can lead investors to hold on to losing positions for too long, hoping for a reversal.

Overconfidence, another common bias, can result in excessive risk-taking and poor decision-making. These emotional biases can significantly distort market behavior, leading to bubbles, crashes, and market inefficiencies.

Finally, portfolio diversification is a key strategy in risk management, extensively studied by Markowitz (1952). His Modern Portfolio Theory (MPT) proposes that investors can reduce the overall risk of their portfolios by holding a diverse range of assets. The principle behind diversification is that different asset classes—such as stocks, forex, bonds, and commodities—tend to respond differently to market events, and by spreading investments across these assets, an investor can mitigate the risks associated with individual securities. In recent years, the inclusion of alternative assets, such as cryptocurrencies, has further enhanced the diversification strategy, as these assets often exhibit low correlation with traditional financial assets like stocks and bonds. This diversified approach not only reduces the potential for significant losses but also ensures more stable and consistent returns over time.

### DATA COLLECTION

Primary data was gathered through direct involvement in the trading activities conducted at Growth Arrow. These activities allowed me to engage with the practical aspects of forex and stock market analysis. The primary research methods included:

- **Simulated Trading Sessions:** I participated in simulated trading sessions that used real-time market data to replicate actual trading conditions. These sessions allowed me to practice implementing various trading strategies, assess risk, and understand the dynamics of market movements.
- **Mentor-Led Discussions:** Under the guidance of experienced mentors, I engaged in detailed discussions on market analysis, investment strategies, and risk management techniques. These discussions were invaluable for understanding how theoretical knowledge translates into real-world trading decisions and helped me refine my approach to analyzing market trends.
- **Market Analysis:** I was actively involved in analyzing different forex pairs, stock charts, and economic data. This included reviewing price patterns, technical indicators, and economic news to identify the factors driving market movements. The hands-on experience in analyzing live data allowed me to better grasp the complexities of market behavior and the factors influencing asset prices.

### Secondary Research

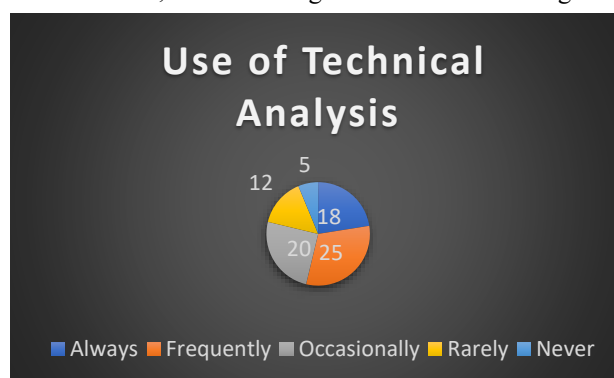
To complement the practical exposure, I conducted secondary research through various resources. I reviewed academic literature on trading strategies, technical analysis, and portfolio management to deepen my theoretical understanding. Additionally, I utilized resources provided by Growth Arrow, such as market reports, webinars, and training modules, which further enhanced my learning experience.

### Data Analysis

Throughout my internship, I had the opportunity to analyze real-time market data, focusing on major forex pairs such as EUR/USD, GBP/USD, and USD/JPY. I used technical indicators like the Moving Average (MA), Relative Strength Index (RSI), and the Moving Average Convergence Divergence (MACD) to assess market trends and identify entry and exit points for trades.

For stock market analysis, I employed both fundamental and technical approaches. I analyzed company earnings reports, balance sheets, and news updates to assess the viability of potential investments. Simultaneously, I studied stock charts and recognized patterns like the Bullish Engulfing and Bearish Harami, which are commonly used to predict potential market reversals.

The data analysis focused on identifying correlations between economic indicators (such as inflation, GDP growth, and interest rates) and market movements. Additionally, I tracked the effectiveness of risk management techniques, such as stop-loss orders and portfolio diversification, in minimizing losses and maximizing returns.



## Hypothesis

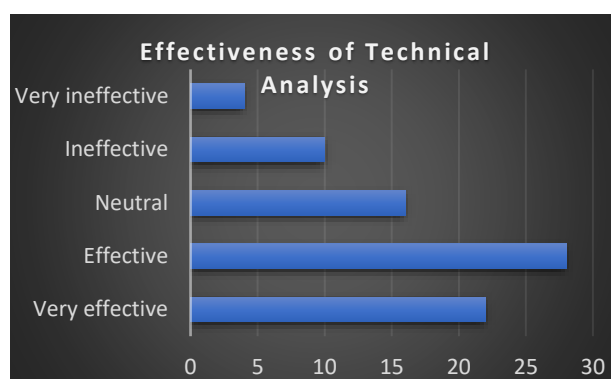
Based on the internship experience and literature reviewed, the following hypothesis was formed:

- **Hypothesis 1:** The application of technical analysis, such as candlestick patterns and forex indicators (RSI, MA, MACD), significantly enhances an investor's ability to make informed and profitable trading decisions.
- **Hypothesis 2:** A well-diversified portfolio that spans various asset classes (stocks, forex, commodities, and cryptocurrencies) reduces overall investment risk and improves long-term returns.

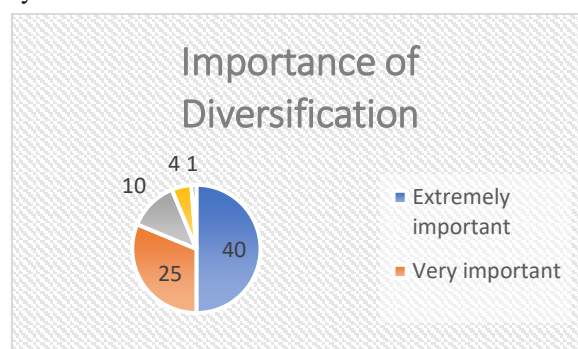
## Findings and Observations

During my internship at Growth Arrow, I made several important observations that provided valuable insights into forex and stock trading. One key takeaway was the importance of technical analysis in predicting market movements. Tools like Moving Averages (MA) and the Relative Strength Index (RSI) helped identify trends and potential reversals in the market. Candlestick patterns such as the Hammer and Shooting Star were also useful for spotting when the market might change direction.

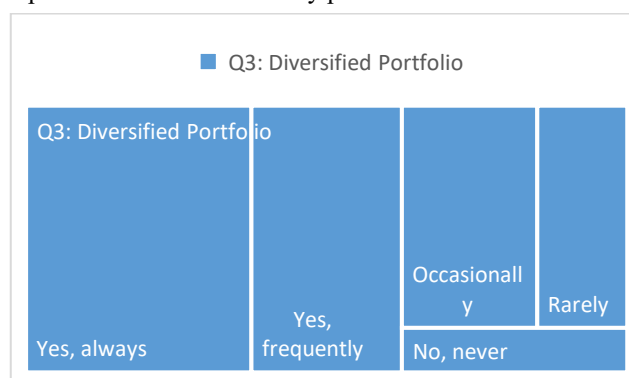
Another important lesson was the need for risk management. The most successful traders used techniques like stop-loss orders to limit their losses and position sizing to avoid taking on too much risk. This approach was essential, especially in fast-moving markets.



Additionally, I learned that emotional discipline is crucial in trading. Managing emotions like fear, greed, and overconfidence helps prevent impulsive decisions that could negatively impact trades. Traders who stayed calm and followed a clear strategy generally made better decisions.



I also saw how portfolio diversification can reduce risk. By spreading investments across different asset types, such as stocks, forex, and commodities, investors can avoid putting all their money into one area, which helps balance out market volatility. Finally, I noticed that global events play a big role in the forex market. Things like political instability, interest rate changes, and trade policies can cause currency prices to move.



Traders who stayed up-to-date on global news were better able to predict market changes and adjust their strategies accordingly. These observations highlighted the importance of using a well-rounded approach to trading, combining technical analysis, risk management, emotional control, diversification, and awareness of global events.

### 3. RECOMMENDATIONS

Based on the findings from my internship experience, here are several recommendations for aspiring investors to help them navigate the complex world of trading:

1. **Master Technical Analysis:** One of the most important skills for any trader is understanding technical indicators like Moving Averages, RSI, and MACD. These tools can significantly improve the accuracy of trading decisions. It's also helpful to familiarize yourself with candlestick patterns, as they can give you an edge in spotting market reversals and trends.
2. **Prioritize Risk Management:** Every successful investor knows that protecting your capital is key. Tools like stop-loss orders and diversifying your investments across different assets can help you reduce potential losses. Never risk more than a small percentage of your capital on a single trade—it's important to play it safe, especially in volatile markets.
3. **Stay Informed on Global Events:** Markets are constantly shifting due to global economic and political events. As a currency trader, especially, it's essential to stay up-to-date with news and developments from around the world. Understanding how these events can impact the markets will help you make informed, timely decisions.
4. **Invest in Financial Education:** The financial world is always evolving, and continuous learning is critical to staying ahead. Whether through training programs, mentorship, or self-study, make sure to keep expanding your knowledge. The more you learn, the better equipped you'll be to make smart investment choices.
5. **Develop Emotional Discipline:** One of the hardest parts of trading is managing your emotions. Fear, greed, and impatience can lead to impulsive decisions that harm your trading performance. By developing emotional discipline and creating a solid mental framework to handle both wins and losses, you'll be better prepared for long-term success in the markets.

### 6. CONCLUSION

The internship at Growth Arrow has been an invaluable experience that deepened my understanding of forex trading and stock market investments. By applying both theoretical and practical knowledge, I gained key insights into market analysis, risk management, and the psychological factors that influence trading behavior.

The use of technical analysis, combined with a disciplined approach to risk management and portfolio diversification, emerged as fundamental strategies for success in the financial markets. Moreover, staying informed about global events and continuously educating oneself are vital components of becoming a proficient investor.

As the financial landscape continues to evolve, continuous learning, adaptability, and disciplined execution will be the hallmarks of successful traders and investors. With the skills and insights gained from this internship, I am confident in my ability to navigate the complexities of forex and stock markets, making informed decisions that contribute to long-term financial success.

### 7. REFERENCES

- [1] Berradi, A., et al. (2024). "Forex Market Forecasting Using Machine Learning: Systematic Literature Review and Meta-Analysis." *Journal of Big Data*.
- [2] Kaushik, R. (2023). "Machine Learning and Deep Learning for Exchange Rate Forecasting." *Journal of Computational Finance*.
- [3] Mishkin, F. S., & Eakins, S. G. (2022). *Financial Markets and Institutions*. Pearson.
- [4] Sezer, O. B., et al. (2023). "Deep Learning in Forex Market Forecasting." *Expert Systems with Applications*.
- [5] Nison, S. (2022). *Japanese Candlestick Charting Techniques*. Wiley.
- [6] Fama, E. F. (2021). "Efficient Market Hypothesis and the Stock Market." *Journal of Financial Economics*.
- [7] Markowitz, H. M. (2021). *Portfolio Selection: Efficient Diversification of Investments*. Yale University Press.
- [8] Henriques, C., & Santos, L. (2022). "Technical Analysis and Machine Learning for Market Forecasting." *Future of Trading*.
- [9] Almazan, D., et al. (2023). "Understanding the Role of Behavioral Factors in Stock Market Trading." *Journal of Behavioral Finance*.
- [10] Islam, S., et al. (2023). "Application of Regression Methods and Optimization in Forex." *International Journal of Financial Engineering*.



- 
- [11] Panda, S., et al. (2022). "Hybrid Machine Learning Models in Forex Market Prediction." *Artificial Intelligence in Finance*.
  - [12] Ferreira, M., & Garcia, S. (2024). "Fundamentals of Forex and Stock Market Analysis." *Financial Research Letters*.
  - [13] Fletcher, M. (2023). "Machine Learning in Forex: Techniques and Challenges." *Quantitative Finance*.
  - [14] McMillan, J. (2022). *Stock Market Analysis and Investing: Advanced Techniques*. Wiley.
  - [15] Yamada, K., & Li, T. (2023). "Technical Indicators and Their Effectiveness in Forex and Stock Markets." *Journal of Applied Finance*.
  - [16] Jo, D., & Lee, H. (2021). "Deep Learning Approaches to Predicting Forex Markets." *Journal of Machine Learning in Finance*.
  - [17] Cao, X., & Zhao, Z. (2022). "Risk Management in Trading: New Insights from Recent Research." *Risk Analysis*.
  - [18] Lin, J., & Zhou, F. (2023). "The Role of Economic Events in Forex and Stock Market Volatility." *Financial Markets Review*.
  - [19] Kahneman, D., & Tversky, A. (2021). "Behavioral Insights in Investment Strategies." *Journal of Behavioral Economics*.
  - [20] Mishra, R., & Das, S. (2024). "Volatility and Trading Strategies in Forex and Stock Markets." *International Review of Financial Analysis*.